PADELIFY

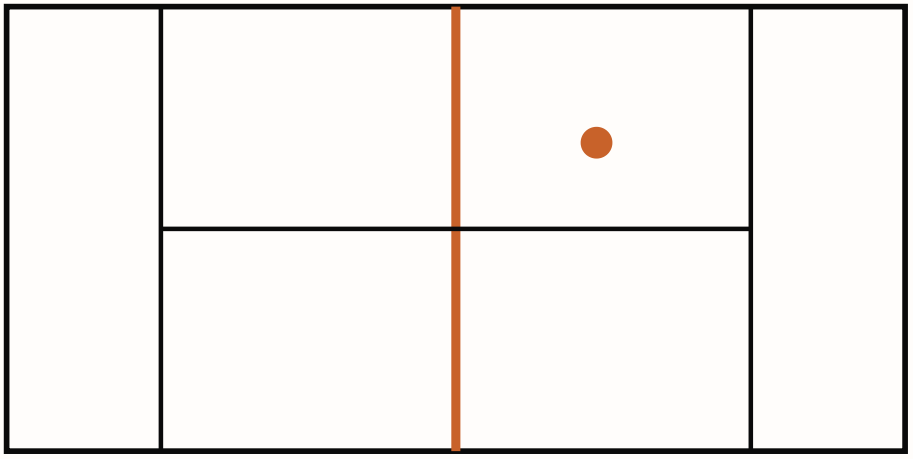

Q4 2026 EDITION

The UK Padel Market Report

Supply, prices, pipeline and gaps, from Padelify's verified venue data and public sources.

Published by Padelify, padelify.co.uk. Data to 31 October 2026.

Contents

1. Executive summary 3

2. Supply 4

3. Prices 9

4. Pipeline 13

5. Gaps 16

6. What it means for operators, landlords and investors 18

7. Methodology and sources 19

How to read this report. Figures marked [P] come from Padelify's own venue database and the UK Padel Price Index. Figures marked with a source code, such as [L1], come from the public source listed in section 7. Figures labelled **Estimate** are Padelify's own arithmetic on those inputs. Prices are court hire per court per hour unless stated. "n" is the number of venues behind a figure. Padelify uses verified prices only: a price taken only from a third-party listing, or one that looks wrong, is left out until it is checked against the venue's own website.

About the data. Padelify lists 645 live UK venues with 1,934 listed courts [P]. Prices come from 232 UK venues with a verified price (231 with a peak price, 194 with an off-peak price) [P]. Where a sample is small we say so, and town figures need at least three priced venues.

1. Executive summary

2,445
padel courts in Great Britain
LTA [L1]

+57%
courts since the end of 2025
Estimate from LTA [L1, L3]

£38
median peak, per court per hour (n=231)
Padelify [P]

£27
median off-peak, per court per hour (n=194)
Padelify [P]

1.80
listed courts per 100,000 in Scotland, against 2.78 UK
Padelify [P], ONS [S3]

47
Coming Soon venues; 26 in London, the South East or the East of England
Padelify [P]

Finding 1. Court supply grew by more than half in under ten months. The LTA counted 2,445 padel courts at 682 venues in Great Britain on 20 October 2026, up from 1,553 courts at 559 venues at the end of 2025 [L1, L3]. That is 892 more courts, a rise of 57% (Estimate). Players rose from 860,000 to 1.5 million over the same period [L1, L3], so there are about 613 players per court, against 554 at the end of 2025 (Estimate). The LTA's end-2025 figure counts people who played at least once in the previous year, so the two player counts may not be measured in exactly the same way, but on these figures demand is keeping pace with new courts.

Finding 2. A typical UK court costs £38 an hour at peak and £27 off-peak, or £9.50 and £6.75 a player. These are medians of verified prices: peak n=231, off-peak n=194 [P]. Peak is 41% dearer than off-peak [P]. For comparison, Oxygen Consulting's 2026 UK Padel Report, as reported by The Padel Paper, found a median peak price of £42 per court hour at the nine largest UK operators by number of courts [R1].

Finding 3. London is the dearest region, at £7.50 an hour more than the rest of the UK at peak. London's verified median is £44.50 peak (n=24) and £34 off-peak (n=23), against £37 and £26 in the rest of the UK [P]. The East Midlands is the cheapest region at £30 peak (n=17) and £20 off-peak (n=11) [P]. Bristol and Nottingham have the cheapest off-peak town medians, at £20 [P].

Finding 4. Scotland, the West Midlands and London have the fewest listed courts per head. Against a UK figure of 2.78 listed courts per 100,000 people, Scotland has 1.80, the West Midlands 2.13 and London 2.32; the North West leads with 3.87 [P, S3]. Bringing those three regions up to the UK rate would take about 137 more courts (Estimate). Fifteen local authorities with 250,000 or more people have no listed court with a published court count [P, S3].

Finding 5. The pipeline is heading south and east, while the market shows its first signs of strain. Of 47 Coming Soon venues Padelify tracks, 26 are in London, the South East or the East of England, and none is in Scotland [P]. In 2026 one operator, Padel XO, was wound up by court order, and another, Social Sports Society (S3 Padel), filed a notice of intention to appoint administrators after its Wembley club closed [N16, N17]. Padel planning is now often decided on noise evidence, with at least two refusals overturned on appeal in October 2026 [N3, N4].

2. Supply

2.1 National picture

The LTA is the governing body for padel in Great Britain and publishes the official court count. Its figures show rapid growth through 2026 [L1, L2, L3].

Padel courts in Great Britain, LTA counts

Courts, with players and venues below each bar

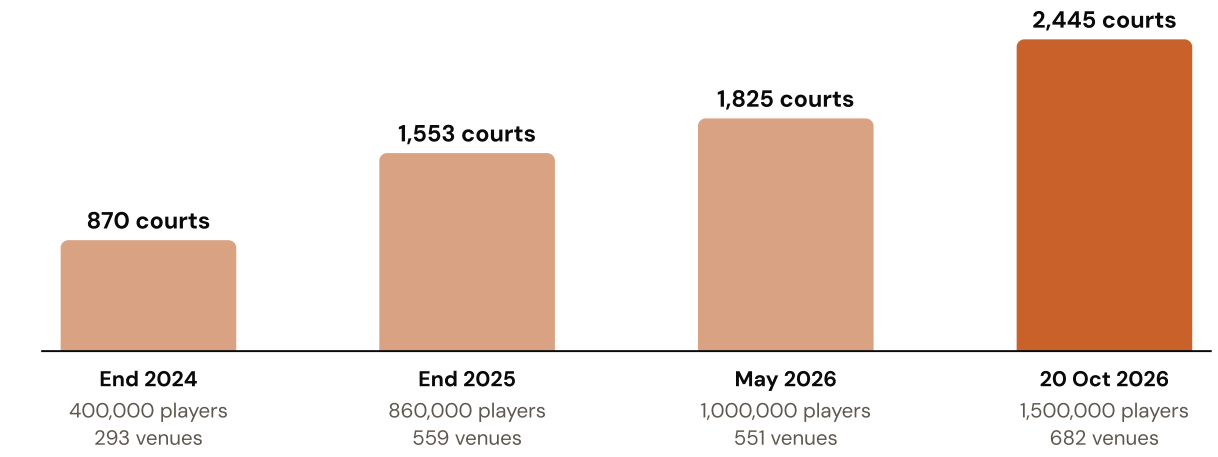

Source: LTA [L1, L2, L3].

DATE	PLAYERS	COURTS	VENUES	COURTS PER 100,000 PEOPLE (ESTIMATE)	SOURCE
End 2024	400,000	870	293	1.29	[L3]
End 2025	860,000	1,553	559	2.30	[L3]
May 2026	1,000,000	1,825	551	2.70	[L2]
20 Oct 2026	1,500,000	2,445	682	3.62	[L1]

Courts per 100,000 use the ONS mid-2025 population of Great Britain, 67,555,493, for every row, so earlier rows are approximate (Estimate) [S3]. The LTA's May 2026 venue count (551) is lower than its end-2025 count (559); the LTA does not explain the difference [L2, L3].

Other trackers publish higher counts with different scopes, and some include sites not yet open. We do not use them in this report. Padelify's own listing covers 1,881 courts in Great Britain (1,934 UK-wide including Northern Ireland), which is about 77% of the LTA count (Estimate) [P, L1]. Padelify counts only live venues that publish a court count: 124 of 645 live UK venues do not, so Padelify's court figures are a floor, not a census [P].

2.2 Venues and courts by region

Listed courts by region

Live UK venues on Padelify that publish a court count

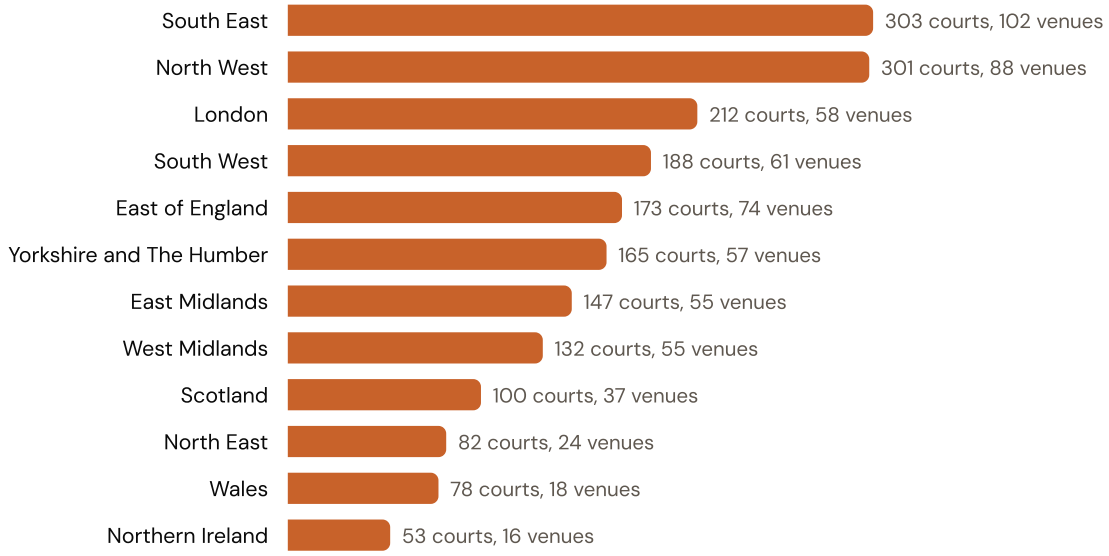

Source: Padelify [P]. UK total 1,934 courts at 645 venues.

REGION	LISTED VENUES	LISTED COURTS	VENUES WITH A COURT COUNT	COURTS PER VENUE	POPULATION (ONS MID-2025)
South East	102	303	91	3.3	9,691,844
North West	88	301	68	4.4	7,772,854
London	58	212	54	3.9	9,122,909
South West	61	188	43	4.4	5,906,997
East of England	74	173	55	3.1	6,613,801
Yorkshire and The Humber	57	165	44	3.8	5,672,166
East Midlands	55	147	40	3.7	5,085,641
West Midlands	55	132	40	3.3	6,205,854
Scotland	37	100	35	2.9	5,545,500
North East	24	82	21	3.9	2,762,746
Wales	18	78	17	4.6	3,175,181
Northern Ireland	16	53	13	4.1	1,928,446
United Kingdom	**645**	**1,934**	**521**	**3.7**	**69,483,939**

Source: [P], population [S3]. Courts per venue divides listed courts by venues with a court count (Estimate). Regions come from each venue's postcode [S4].

The South East and the North West have the most listed courts. Venues in the North West, South West and Wales are the largest on average, at 4.4 to 4.6 courts; Scotland's are the smallest, at 2.9 [P].

2.3 Indoor and outdoor

Of the 505 live UK venues with a recorded type, 203 are indoor, 268 outdoor and 34 mixed or covered; 140 venues have no type recorded [P]. Where venues record the split, there are 889 indoor courts and 794 outdoor courts, so indoor courts are a narrow majority of 53% (Estimate, from 445 venues) [P].

Indoor and outdoor courts by region

Share of courts at venues that record the split; dashed line at 50%

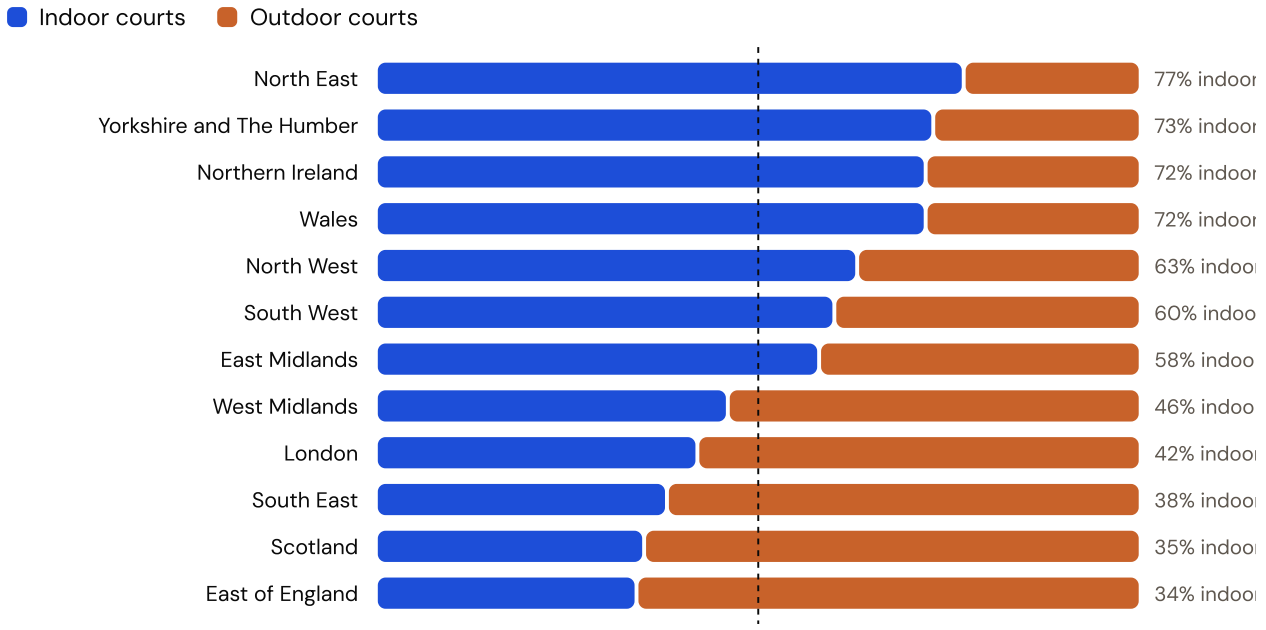

Source: Padelify [P]. Shares are Estimates; Northern Ireland, Wales and the North East are small samples.

REGION	INDOOR VENUES	OUTDOOR VENUES	MIXED OR COVERED	TYPE NOT RECORDED	INDOOR SHARE OF COURTS WITH A SPLIT
North East	14	6	0	4	77%
Yorkshire and The Humber	24	17	1	15	73%
Northern Ireland	8	3	2	3	72%
Wales	9	6	0	3	72%
North West	34	28	3	23	63%
South West	17	24	1	19	60%
East Midlands	23	19	0	13	58%
West Midlands	16	25	1	13	46%
London	12	36	6	4	42%
South East	25	48	10	19	38%
Scotland	7	28	0	2	35%
East of England	14	28	10	22	34%

Source: [P]. Shares are Estimates. Small regional samples (Northern Ireland, Wales, North East) should be read with care.

The North of England, Wales and Northern Ireland lean indoor. London, the South East, the East of England and Scotland lean outdoor. Scotland stands out: 28 of its 35 typed venues are outdoor, despite Scotland's cooler, wetter climate [P]. Industry research points the same way for new supply: Leisure DB's research on 47 multi-site operators, as reported by The Padel Paper in December 2025, found that over three quarters of their planned courts were indoor or covered [R2].

2.4 Growth recorded in 2026

Padelify records an opening date for 138 live UK venues. Of these, 51 venues with 288 courts carry a 2026 opening date [P]. Eighteen of those 51 share one recorded date (3 July 2026), which looks like the date a batch of records was confirmed open rather than the true opening date, so monthly timing is unreliable [P]. Regional counts of recorded 2026 openings are: South East 10, Yorkshire and The Humber 8, West Midlands 7, London 4, North West 4, Scotland 4, South West 4, Wales 4, East of England 3, North East 2, East Midlands 1 [P]. These dates are thin and are not a full count of 2026 openings; the LTA figures in 2.1 are the better guide to growth.

2.5 Operators and their share

Padelify's listings show a fragmented market. Forty operators with two or more live UK venues run 220 of 645 venues (34%) and 967 of 1,934 listed courts (50%) (Estimate) [P]. The ten largest by venue count run 121 venues (19%) and 511 courts (26%) (Estimate) [P]. The other 425 venues are single sites or have no operator recorded [P].

Largest operators by listed UK venues

Venues on Padelify, with listed courts

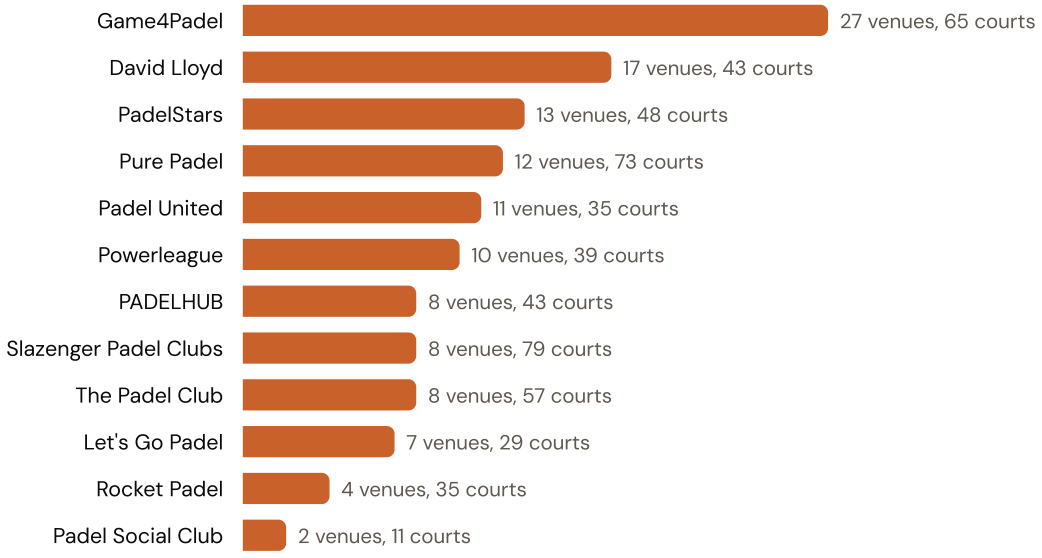

Source: Padelify [P]. David Lloyd is a floor: many of its courts are members-only and not listed.

OPERATOR	LISTED UK VENUES	LISTED COURTS	SHARE OF VENUES	SHARE OF COURTS
Game4Padel	27	65	4.2%	3.4%
David Lloyd	17	43	2.6%	2.2%
PadelStars	13	48	2.0%	2.5%
Pure Padel	12	73	1.9%	3.8%
Padel United	11	35	1.7%	1.8%
Powerleague	10	39	1.6%	2.0%
PADELHUB	8	43	1.2%	2.2%
Slazenger Padel Clubs	8	79	1.2%	4.1%
The Padel Club	8	57	1.2%	2.9%
Let's Go Padel	7	29	1.1%	1.5%
Rocket Padel	4	35	0.6%	1.8%
Padel Social Club	2	11	0.3%	0.6%

Source: [P]. Shares are Estimates over 645 venues and 1,934 courts. Operator names are as recorded by Padelify, with known variants merged as in Padelify's operator alias list ("PDL Padel United" with "Padel United", and "Social Sports Society" with "S3 Padel").

Padelify's listings undercount the biggest operator. David Lloyd Leisure itself reported 169 UK padel courts at December 2025 and plans 87 more at 20 clubs in 2026 [N13], against 43 listed courts at 17 venues on Padelify [P]. Many David Lloyd courts are members-only and are not all listed, so treat the David Lloyd row as a floor. Slazenger Padel Clubs and Pure Padel have fewer venues but some of the largest sites, at about 10 and 6 courts per venue (Estimate) [P].

3. Prices

All price figures in this section use verified prices only: 232 UK venues, of which 231 publish a peak price and 194 an off-peak price [P]. Each venue counts once, at the midpoint of its published range. A further 27 venues with a price only from a third-party listing, and 26 venues whose recorded prices look wrong, are left out until checked [P]. Ireland is reported separately in euro.

3.1 National and London

AREA	MEDIAN PEAK (N)	MEDIAN OFF-PEAK (N)	PEAK PREMIUM	PER PLAYER PEAK	PER PLAYER OFF-PEAK
United Kingdom	£38 (231)	£27 (194)	41%	£9.50	£6.75
London	£44.50 (24)	£34 (23)	31%	£11.13	£8.50
Rest of the UK	£37 (207)	£26 (171)	42%	£9.25	£6.50

Source: [P]. Means beside the UK medians are £38.63 peak and £28.11 off-peak [P]. Per player is the court price divided by four, for doubles. The peak premium is the median peak divided by the median off-peak.

London's verified sample is small (24 venues) because many London prices come only from third-party listings and are held back until checked. London figures may move as more prices are verified.

3.2 By region

Court hire by region: peak and off-peak medians

Per court per hour; figures at right are peak / off-peak

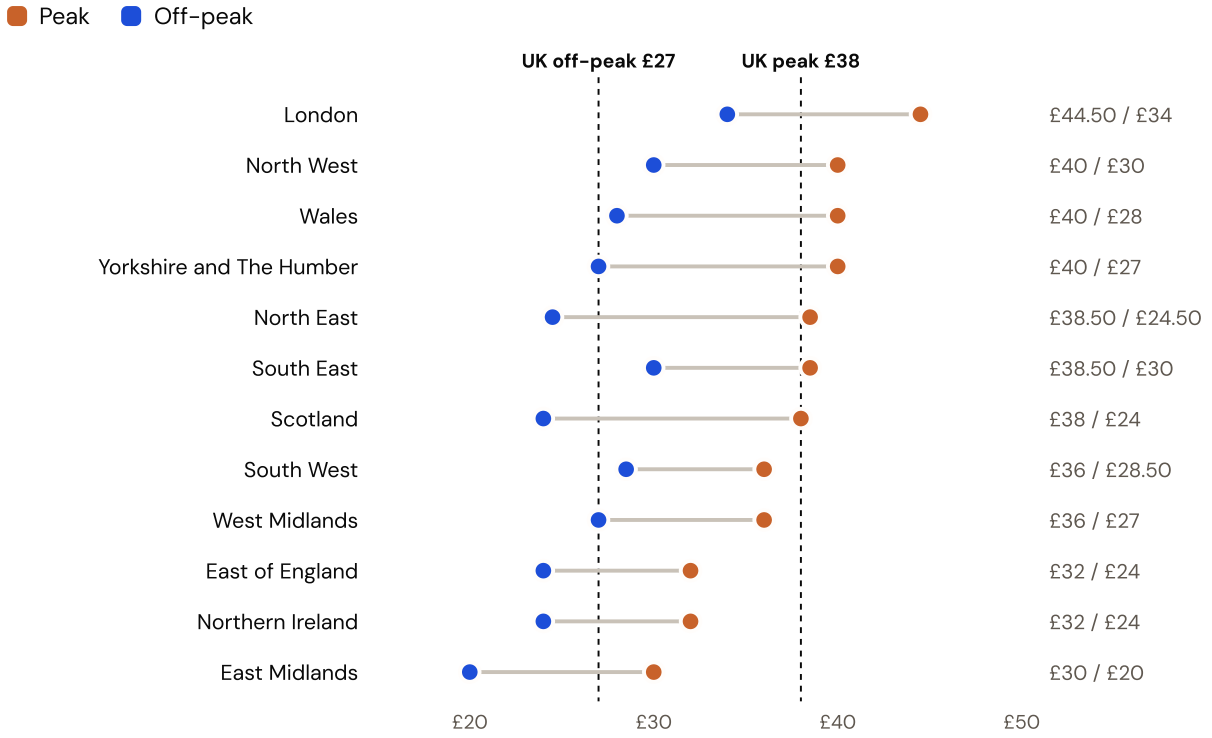

Source: Padelify UK Padel Price Index [P]. Verified prices only; samples under 10 are thin.

REGION	MEDIAN PEAK (N)	MEDIAN OFF-PEAK (N)	PEAK PREMIUM	PER PLAYER PEAK	PER PLAYER OFF-PEAK
London	£44.50 (24)	£34 (23)	31%	£11.13	£8.50
North West	£40 (28)	£30 (26)	33%	£10.00	£7.50
Wales	£40 (9)	£28 (8)	43%	£10.00	£7.00
Yorkshire and The Humber	£40 (15)	£27 (11)	48%	£10.00	£6.75
North East	£38.50 (8)	£24.50 (8)	57%	£9.63	£6.13
South East	£38.50 (38)	£30 (34)	28%	£9.63	£7.50
Scotland	£38 (14)	£24 (10)	58%	£9.50	£6.00
South West	£36 (28)	£28.50 (22)	26%	£9.00	£7.13
West Midlands	£36 (17)	£27 (16)	33%	£9.00	£6.75
East of England	£32 (26)	£24 (19)	33%	£8.00	£6.00
Northern Ireland	£32 (7)	£24 (6)	33%	£8.00	£6.00
East Midlands	£30 (17)	£20 (11)	50%	£7.50	£5.00

Source: [P]. Samples under 10 (North East, Northern Ireland, Wales and the off-peak figures for Scotland) are thin.

Outside London, peak prices sit in a narrow band of £30 to £40. Off-peak prices vary more, and the peak premium ranges from 26% in the South West to 58% in Scotland [P]. Where off-peak hours are cheap relative to peak, operators appear to be using price to fill daytime courts.

3.3 Cheapest and dearest towns

Twelve towns have three or more verified off-peak prices, so each list below has six towns and no town appears on both [P].

Cheapest and dearest towns for off-peak padel

Median off-peak court hire per hour; towns with three or more verified off-peak prices

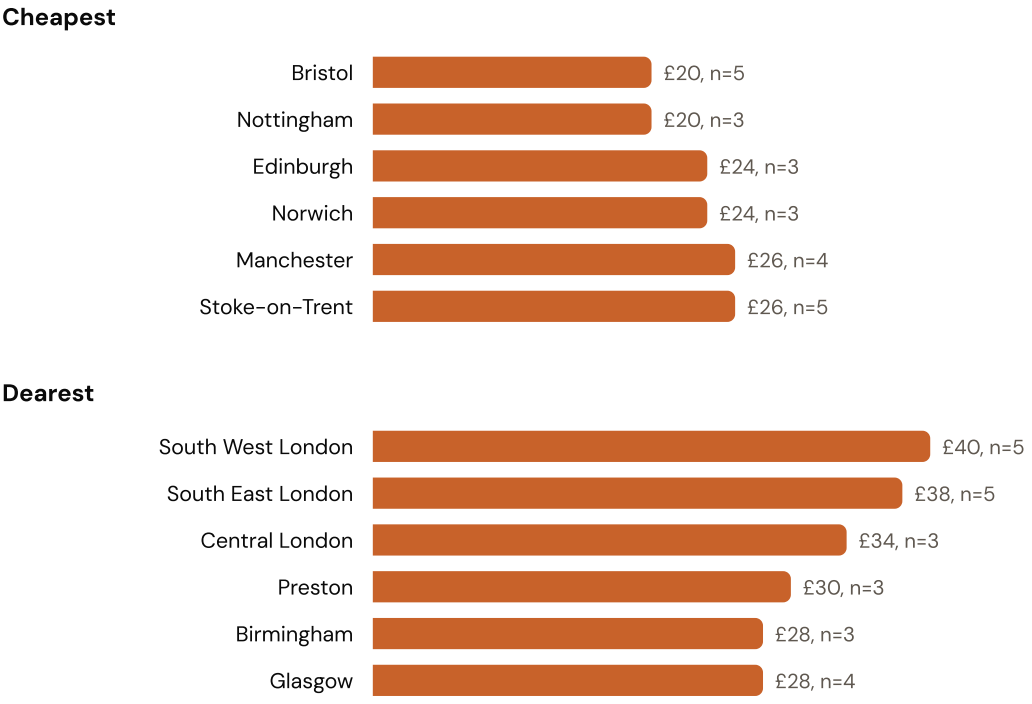

Source: Padelify [P]. London areas count as towns; every sample is three to five venues, so rankings are indicative.

CHEAPEST TOWNS (OFF-PEAK)	REGION	MEDIAN OFF-PEAK (N)	MEDIAN PEAK (N)
Bristol	South West	£20 (5)	£36 (5)
Nottingham	East Midlands	£20 (3)	£40 (3)
Edinburgh	Scotland	£24 (3)	£38 (4)
Norwich	East of England	£24 (3)	£45 (4)
Manchester	North West	£26 (4)	£55 (4)
Stoke-on-Trent	West Midlands	£26 (5)	£42 (5)

DEAREST TOWNS (OFF-PEAK)	REGION	MEDIAN OFF-PEAK (N)	MEDIAN PEAK (N)
South West London	London	£40 (5)	£45 (5)
South East London	London	£38 (5)	£48 (5)
Central London	London	£34 (3)	£43 (3)
Preston	North West	£30 (3)	£46 (3)
Birmingham	West Midlands	£28 (3)	£36 (3)
Glasgow	Scotland	£28 (4)	£40 (5)

Source: [P]. London areas count as towns. Every town sample here is between three and five venues, so these rankings are indicative only.

Manchester shows the widest gap: a median £55 at peak against £26 off-peak, more than double (n=4) [P]. In South West London the gap is only £5, about 13%, which suggests demand is strong across the day there (Estimate, n=5) [P].

3.4 What a game costs a player

A doubles game of one hour costs each player a median £9.50 at peak and £6.75 off-peak across the UK [P]. The range by region is £7.50 (East Midlands) to £11.13 (London) at peak, and £5.00 (East Midlands) to £8.50 (London) off-peak [P]. These are court hire only; racket hire, balls and membership fees are extra where they apply.

4. Pipeline

4.1 Planning approvals and openings, May to October 2026

The table lists approvals and openings reported in public sources in the six months to 31 October 2026. It is a sample of what was reported and found, not a full register of planning decisions.

TYPE	DATE	OPERATOR OR APPLICANT	LOCATION	COURTS	NOTE	SOURCE
Opening	1 Jun 2026	PadelStars	Watford	5	3 covered, 2 uncovered	[N7]
Opening	Jul to Aug 2026	Padel Social Club	Paddington, London	4	2 covered, 2 outdoor	[N8]
Approval	Reported 7 Sep 2026	Smash Padel	Bathampton, Bath	5	Granted after earlier Bath refusals on noise	[N1]
Approval on appeal	12 Oct 2026	Not named	Redbridge, London	6	Covered, Green Belt, 7am to 10pm	[N4]
Approval	Reported 16 Oct 2026	T.I. Evans & Sons	Warwick district	3	Against officer advice	[N5]
Approval	Reported Oct 2026	Not named	Morpeth	2	Detail thin	[N6]
Approval	Reported 30 Oct 2026	Power Padel Group	Armley, Leeds	6	Former industrial unit	[N2]
Approval on appeal	30 Oct 2026	David Lloyd Leisure	Harrogate	2	Retrospective, acoustic barriers	[N3]

Six approvals here add 24 courts (Estimate) [N1 to N6]. Two came on appeal after the council refused them, and noise was central to both [N3, N4]. Bath shows how site choice matters: the council refused courts near homes before approving a site 170 metres from the nearest house [N1].

4.2 Padelify's Coming Soon list

Padelify tracks 47 named UK venues marked Coming Soon (six further records that are company registrations with no confirmed site are left out) [P]. Thirty-four of them state a court count, totalling 188 courts [P].

OPENING AS RECORDED	VENUES
Q4 2026 (October to December, autumn or late 2026)	11
2026, month not stated	12
Earlier 2026 date, not yet confirmed open	5
2027	3
No date stated	16

Source: [P]. Opening dates come from operators and local reports and often slip; five venues have passed their stated date without being confirmed open.

Pulse Padel accounts for 10 of the 47, mostly due in November and December 2026 [P]. Padel United has 5, and Slazenger Padel Clubs and Smash Padel 4 each [P]. Three are S3 Padel sites (30 courts) [P]. Social Sports Society, which trades as S3 Padel, filed a notice of intention to appoint administrators in autumn 2026, and its Canning Town project is reported to have been discontinued [N16], so all three should be treated as uncertain.

4.3 Where the pipeline is going

Coming Soon courts by region

Regions ordered by listed courts per 100,000 people now (in brackets), lowest first

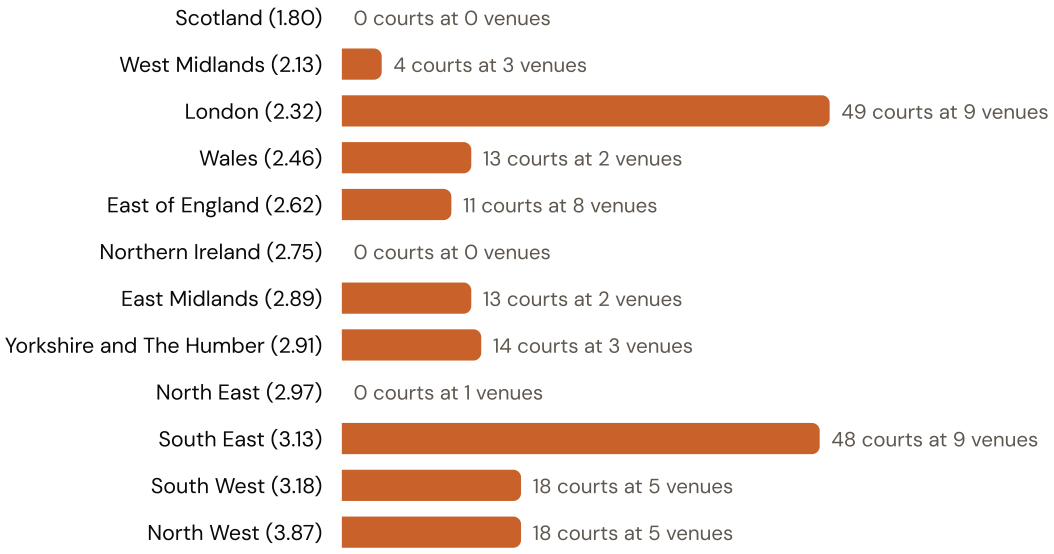

Source: Padelify [P], ONS [S3]. Courts stated counts only venues that publish a court count.

REGION	COMING SOON VENUES	COURTS STATED	LISTED COURTS PER 100,000 NOW
Scotland	0	0	1.80
West Midlands	3	4	2.13
London	9	49	2.32
Wales	2	13	2.46
East of England	8	11	2.62
Northern Ireland	0	0	2.75
East Midlands	2	13	2.89
Yorkshire and The Humber	3	14	2.91
North East	1	0	2.97
South East	9	48	3.13
South West	5	18	3.18
North West	5	18	3.87

Source: [P], population [S3]. Courts stated counts only venues that publish a court count.

London is the one low-density region with a strong pipeline: 49 courts at 9 Coming Soon venues [P], plus Rocket Padel's announced sites in East Croydon (early 2027) and Shepherd's Bush (no date) [N9] and Padel Social Club's Kentish Town site (8 courts) [N8]. Scotland, the region with the lowest density, has no venue on Padelify's Coming Soon list [P]. The West Midlands has three, with four courts stated [P].

4.4 Announced for 2027

OPENING	OPERATOR	LOCATION	COURTS	STATUS	SOURCE
Early 2027	Rocket Padel	East Croydon, London	Not stated	Announced; GBP 6.8m raise reported	[N9]
Early 2027	Club Padel	Shoreham-by-Sea	6 indoor	Memberships on sale	[N12]
Spring 2027	DEPOT	Cardiff	6 indoor	Subject to planning	[N11]
Spring 2027	Pulse Padel	Hertford	3	Coming Soon on Padelify	[P]
Early 2027	Lucky Shots Padel	Colwyn Bay	4	Coming Soon on Padelify	[P]
2027	Club de Padel	Lakeside, Thurrock	12	Announced; planning status not stated	[N10]
2027	Weymouth Padel Club	Weymouth	Not stated	Coming Soon on Padelify	[P]

Announcements for 2027 found so far add at least 31 courts where a court count is published (Estimate); Rocket Padel's East Croydon site is announced without a confirmed count. Where an announcement states the court type, the courts are indoor, and the sites are mostly in the south of England and Wales [N9 to N12, P]. Public 2027 data is thin: most operators announce sites only once planning is secured.

5. Gaps

5.1 Courts per 100,000 people by region

Listed courts per 100,000 people

By region; the three lowest in terracotta, dashed line at the UK rate

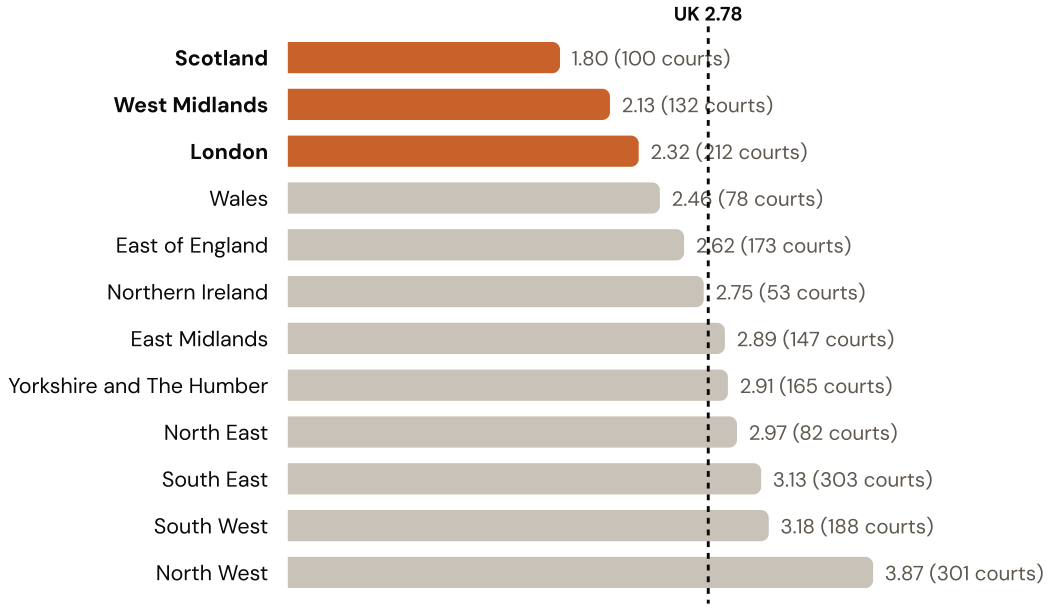

Source: Padelify [P], ONS mid-2025 population [S3].

REGION	LISTED COURTS PER 100,000	LISTED COURTS	POPULATION (ONS MID-2025)	PEOPLE PER LISTED COURT	EXTRA COURTS TO REACH UK RATE (ESTIMATE)
Scotland	1.80	100	5,545,500	55,455	54
West Midlands	2.13	132	6,205,854	47,014	41
London	2.32	212	9,122,909	43,033	42
Wales	2.46	78	3,175,181	40,707	10
East of England	2.62	173	6,613,801	38,230	11
Northern Ireland	2.75	53	1,928,446	36,386	1
East Midlands	2.89	147	5,085,641	34,596	0
Yorkshire and The Humber	2.91	165	5,672,166	34,377	0
North East	2.97	82	2,762,746	33,692	0
South East	3.13	303	9,691,844	31,986	0
South West	3.18	188	5,906,997	31,420	0
North West	3.87	301	7,772,854	25,823	0
United Kingdom	**2.78**	**1,934**	**69,483,939**	**35,928**	

Source: listed courts [P], population [S3]. "Extra courts" is the number that would bring a region to the UK rate of 2.78 listed courts per 100,000 people (Estimate). The UK rate is itself low by the LTA's own count: 3.62 courts per 100,000 people in Great Britain (Estimate from [L1, S3]).

The biggest gaps, by people per court, are Scotland, the West Midlands and London. All three are below the UK rate on Padelify's count, and between them they hold about 21 million people [S3]. The North West has half as many people per court as Scotland [P, S3].

5.2 Large local authorities with no listed court

Of 85 local authorities with 250,000 or more people, 15 have no listed court with a published court count on Padelify [P, S3]. In four of them (Dorset, Dudley, Salford, East Suffolk) Padelify lists a venue but it does not publish a court count, so the true gap there is smaller [P].

LOCAL AUTHORITY	POPULATION (ONS MID-2025)	LISTED VENUES	NOTE
Croydon	410,085	0	Rocket Padel East Croydon announced for early 2027 [N9]; Pure Padel Coulsdon Coming Soon [P]
Dorset	391,036	1	No court count published
North Lanarkshire	343,930	0	
Dudley	333,941	1	No court count published
Enfield	329,400	0	
Hillingdon	326,671	0	
Central Bedfordshire	321,605	0	Tilsworth Padel Club Coming Soon [P]
Salford	297,004	1	No court count published
Waltham Forest	283,713	0	
Rotherham	279,161	0	
Harrow	272,612	0	
Hackney	266,241	0	
Aberdeenshire	264,640	0	
Southampton	259,230	0	
East Suffolk	250,106	1	No court count published

Source: [P, S3, N9]. Venues are placed by their postcode's local authority [S4]. A venue just over a boundary (for example, near Southampton) will not count for the neighbouring authority, so these are listing gaps, not proof that no one nearby can play.

6. What it means for operators, landlords and investors

This section draws out what the evidence suggests. It is not investment, legal or planning advice, and it should not be relied on for any decision without independent checks.

Demand is still growing faster than courts. The LTA's figures show players per court rising from about 554 at the end of 2025 to about 613 in October 2026 (Estimate from [L1, L3]). This is the first edition of Padelify's index on a verified-only basis, so it cannot yet show a price trend; the next edition will.

For operators. The evidence points to three things. First, location: Scotland, the West Midlands and London have the fewest listed courts per head, and Scotland and the West Midlands have almost nothing on Padelify's Coming Soon list (sections 4.3 and 5.1). Second, format: planned courts at multi-site operators are mostly indoor or covered (Leisure DB, as reported by The Padel Paper) [R2], while Scotland, the South East and the East of England still lean outdoor (section 2.3). Third, pricing: peak premiums vary from 26% to 58% by region, and Oxygen Consulting's research on willingness to pay, as reported by The Padel Paper, suggests players pay more for weather protection and better facilities [R1]. Operators setting off-peak prices may find the regional medians in section 3.2 a useful benchmark.

For landlords. Padel is being approved in former industrial units, retail parks and shopping centres (Leeds, Lakeside, Shoreham) [N2, N10, N12]. Noise is the main planning risk near homes. Recent appeal decisions gave weight to measured acoustic evidence and set hours of 7am or 8am to 10pm, with barrier and monitoring conditions [N3, N4]. Sites well away from housing, as at Bathampton, have had an easier path [N1]. Landlords may wish to consider acoustic assessment early and to check an operator's funding, given the insolvencies noted below.

For investors and lenders. The market is fragmented: the ten largest operators run about a fifth of listed venues and a quarter of listed courts (Estimate) [P]. Consolidation is possible but not evidenced yet. Risk is visible: Padel XO was wound up by court order in May 2026, and Social Sports Society filed a notice of intention to appoint administrators in the autumn [N16, N17]. The LTA's guidance puts a single floodlit outdoor court at about £71,000 including base and drainage, and a canopy for one court at about £95,000 more (2025 costs, excluding VAT) [L4], so the shift to covered courts raises capital needs. The cheaper outdoor model faces weather and noise limits. Any assessment should use site-level data on occupancy and costs, which this report does not hold.

For suppliers. The growth in courts (892 more in GB in about ten months, Estimate [L1, L3]), the 188 courts stated on Padelify's Coming Soon list [P] and the shift to covered courts among multi-site operators [R2] suggest continued demand for courts, canopies, lighting and acoustic barriers, mainly in the south of England and Wales on current announcements.

What would change this picture. A fall in verified off-peak prices, more Coming Soon dates slipping, more operator failures or a tougher line on noise from councils would all suggest supply is catching up with demand. Padelify will update these figures each quarter.

7. Methodology and sources

7.1 Padelify data [P]

- **Venues.** Padelify's venue database (the source of padelify.co.uk), read on 31 October 2026. Live venues are those with status Open in Padelify's Listed, Visited or Reviewed tiers: 645 in the UK and 48 in the Republic of Ireland. Temporarily closed, permanently closed, duplicate and unconfirmed records are left out.
- **Courts.** Total courts of live venues that publish a court count (521 of 645 UK venues). A venue without a count adds nothing, so all court figures are floors.
- **Regions.** The ONS region (England) or country (Scotland, Wales, Northern Ireland) of each venue's postcode, looked up on postcodes.io on 25 October 2026 [S4]. Coming Soon venues use the region recorded by Padelify, with counties mapped to their ONS region.
- **Prices.** The UK Padel Price Index method, as published at padelify.co.uk/padel-prices/ [S2]. Court hire per court per hour; each venue counted once, at the midpoint of its published range; medians lead and need at least three venues for a town or region. Only verified prices: 27 venues whose price came only from a third-party listing and 26 venues with prices that look wrong are excluded. Venue records were last verified between May 2026 and 27 October 2026. The UK sample is 232 venues (peak n=231, off-peak n=194). The Republic of Ireland sample (12 venues, euro) is not included in UK figures: median €48 peak (n=12) and €38 off-peak (n=11).
- **Operators.** Operator as recorded on each venue's record, with known spelling variants merged. Chain size counts live UK venues only.
- **Openings and pipeline.** Opening dates as recorded (138 venues have one; dates are stored in mixed formats and were read as 2026 where the year is 2026 or the two-digit year is 26). Coming Soon records with a named venue (47); six company-registration records with no confirmed site are excluded.
- **Estimates.** Shares, rates per 100,000, players per court, courts to reach the UK rate and totals across news items are Padelify's own arithmetic and are labelled Estimate.
- **Data files.** Every chart and table has a CSV in the data folder that accompanies this report.

7.2 Population [S3]

Office for National Statistics, mid-2025 population estimates for the UK, England, Wales, Scotland and Northern Ireland, file mye25tablesuk.xlsx, sheet MYE2 - Persons, column All ages.
https://www.ons.gov.uk/file?uri=/peoplepopulationandcommunity/populationandmigration/populationestimates/datasets/populationestimatesforukenglandandwalesscotlandandnorthernireland/mid2025/mye25tablesuk.xlsx

7.3 Sources

- [P] Padelify venue database and UK Padel Price Index, 31 October 2026. https://padelify.co.uk
- [S2] Padelify, UK Padel Price Index and method, accessed 31 October 2026. https://padelify.co.uk/padel-prices/
- [S3] ONS mid-2025 population estimates, as above.
- [S4] postcodes.io, ONS region and local authority lookups, 25 October 2026. https://postcodes.io
- [L1] LTA, "LTA marks World Padel Day with record 1.5 million people playing padel in Britain", 20 October 2026. https://www.ltapadel.org.uk/news/lta-marks-world-padel-day-with-record-1.5-million-people-playing-padel-in-britain
- [L2] LTA, "1,000,000 padel players in Britain", 15 May 2026. https://www.ltapadel.org.uk/news/2026/may/1000000-padel-players-in-britain/
- [L3] LTA, "860,000 players: LTA unveils latest figures on growth of Padel in Britain", 25 March 2026. https://www.ltapadel.org.uk/news/2026/march/860000-players-lta-unveils-latest-figures-on-growth-of-padel-in-britain/
- [L4] LTA, Padel guidance note: court and canopy costs (2025 delivered project costs, excluding VAT and fees). https://www.ltapadel.org.uk/495c9e/globalassets/about-lta-padel/lta-padel-guidance-note.pdf
- [N1] Bath Echo, Smash Padel courts approved at Bathampton, 7 September 2026. https://www.bathecho.co.uk/news/community/first-padel-courts-gain-approval-five-built-village-119723/
- [N2] Telegraph & Argus via Yahoo News UK, six courts approved in Armley, Leeds, 30 October 2026. https://uk.news.yahoo.com/six-padel-courts-approved-vacant-161636440.html
- [N3] Planning Geek, Harrogate appeal 6012108, 30 October 2026. https://www.planninggeek.co.uk/2026/harrogate-padel-appeal/
- [N4] Planning Geek, Redbridge appeal 6009556, 12 October 2026. https://www.planninggeek.co.uk/2026/redbridge-padel/
- [N5] Leamington Nub News, Squab Hall Farm courts approved, 16 October 2026. https://leamington.nub.news/news/local-news/padel-courts-to-be-built-against-officers-recommendation-311625
- [N6] Infrastructure Now, Morpeth Golf Club courts approved (date not shown). https://www.infrastructure-now.co.uk/article/499190/fresh-bid-for-two-padel-courts-at-morpeth-golf-club-site-gets-the-green-light
- [N7] Watford Borough Council, new PadelStars venue, 1 June 2026. https://www.watford.gov.uk/news/article/1001/new-padelstars-venue-brings-fast-growing-sport-to-watford
- [N8] Padel Underground, Padel Social Club Paddington opens, 23 August 2026. https://padelunderground.co.uk/news/padel-social-club-paddington-opens/
- [N9] City AM, Rocket Padel funding and London openings, 12 October 2026. https://www.cityam.com/rocket-padel-raises-7m-ahead-of-west-london-and-east-croydon-

club-openings/

- [N10] Gazette (Colchester), Lakeside 12-court club for 2027, October 2026. https://www.gazette-news.co.uk/news/26631279.lakeside-shopping-centre-open-12-court-padel-club-2027/
- [N11] Wales247, DEPOT six-court indoor club plans, 23 October 2026. https://www.wales247.co.uk/depot-unveils-plans-for-six-court-indoor-padel-club-in-cardiff
- [N12] Club Padel, Shoreham-by-Sea, accessed 31 October 2026. https://clubpadel.co.uk/
- [N13] David Lloyd Leisure, trading update for the 12 months to 31 December 2025, 27 February 2026. https://imagelibrary.davidlloyd.co.uk/asset/09c034c8-c117-4661-a260-ae1366ff4f24/DL-FY-trading-statement-2026.pdf
- [N16] The Padel Paper, "Social Sport Society's flagship Wembley padel club closes", 1 October 2026. https://thepadelpaper.com/social-sports-society-wembley-padel-closed/
- [N17] Companies House, PADEL XO LTD (11743960), filing history (order of court to wind up, 15 May 2026). https://find-and-update.company-information.service.gov.uk/company/11743960/filing-history
- [R1] Oxygen Consulting, 2026 UK Padel Report (Ray Algar), as reported by The Padel Paper, 25 June 2026. https://thepadelpaper.com/2026-uk-padel-report-ray-algar-oxygen-consulting/ . The full report is paid; we cite reported findings only.
- [R2] Leisure DB, The Rise of UK Padel Brands: Market Report (Multi-Site Operators), as reported by The Padel Paper, 10 December 2025. https://thepadelpaper.com/indoor-padeluk-default-report-leisure-db/

7.4 Limits of this report

- Padelify's listing is not a census: it holds about 77% of the LTA's court count, and 124 UK venues have no court count (Estimate) [P, L1].
- Price samples are small for some regions and every town; we show n beside each figure.
- Opening dates in Padelify's records are incomplete and one batch date distorts monthly timing.
- News items are a sample of what was reported and found; they are not a full planning register.
- Members-only courts (for example many David Lloyd courts) are under-represented in listings and prices.
- One counted venue, S3 Padel Wembley (4 courts), was reported closed on 1 October 2026 [N16] and is still listed as open in the data used here; it is not in the price figures.
- Third-party booking platform pages were not used as a source for any figure.

Data compiled by Padelify. © Padelify 2026.